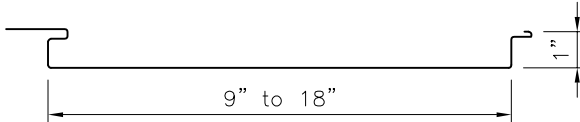
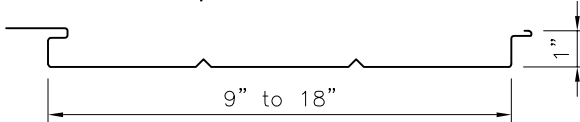


Flush Panel



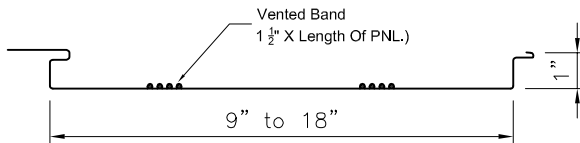
SMOOTH PROFILE

Optimum Width- 12"



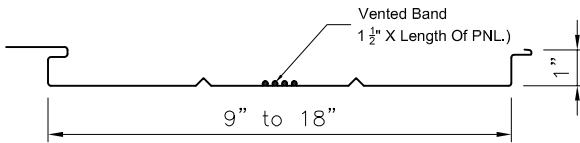
VEE GROOVES AT 4" O.C. PROFILE

Optimum Width- 12"



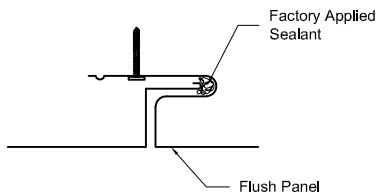
VENTED PROFILE

Optimum Width- 12"



VENTED W/ VEE GROOVES AT 4" O.C. PROFILE

Optimum Width- 12"



SEAM ENGAGEMENT

Applications

Tongue-and-groove interlock panel used on soffits.

Substrates

Plywood, Hat Channels, Nailers, Subgrits, Purlins

Standard Material

Alum-Zinc coated steel

Standard Gauge

24 ga.

Finishes

Acrylic Coated Galvalume and Fluoropolymer (Kynar 500® PVDF resin-based)

Optional Gauge

22 ga.

Texture

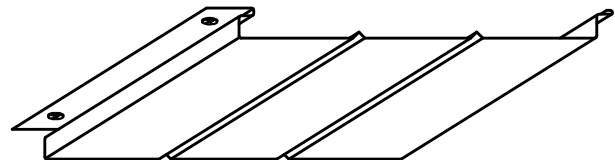
Smooth, Vented or Vee grooves

Manufacturing

Factory

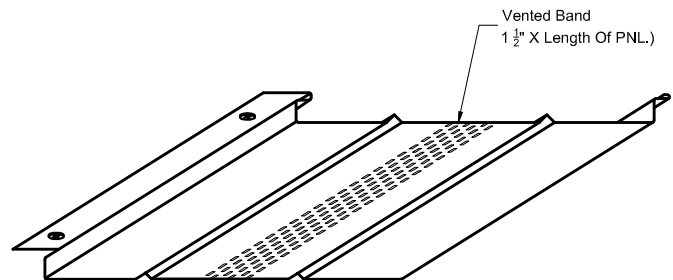
Testing/Agency Approvals

Uplift: ASTM E-1592



**FLUSH PROFILE
(VEE GROOVES AT 4" O.C.)**

Optimum Width- 12"



**FLUSH PROFILE
(VENTED WITH VEE GROOVES AT 4" O.C.)**

Optimum Width- 12"