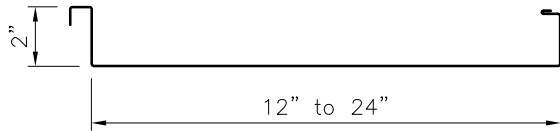
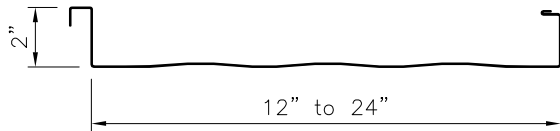


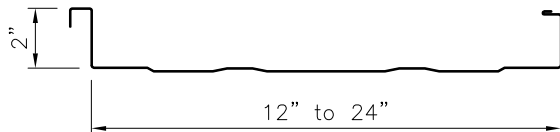
JSM 200 Standing Seam Panel



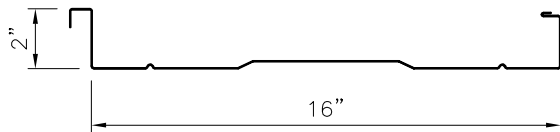
SMOOTH PROFILE
Optimum Widths 16" and 18"



STRIATED PROFILE
Optimum Widths 16" and 18"



**STIFFENER PROFILE
WITH OPTIONAL CLIP OFFSET**
Optimum Widths 16" and 18"



PLANK & PENCIL PROFILE
Optimum Widths 16" and 18"

Applications

Structural panel used on roof slopes $\frac{1}{2}$ " per foot or greater. Continuous lengths up to 200 ft. Can be used also on Vertical walls.

Substrates

Open Purlin, Re-Roof Framing, Plywood, Metal Deck

Standard Material

Alum-Zinc coated steel

Standard Gauge

24 ga.

Optional Material

Copper, Stainless, Aluminum, ABC DuraZinc®

Optional Gauge

22 ga.

Finishes

Acrylic Coated Galvalume and Fluoropolymer (Kynar 500® PVDF resin-based)

Texture

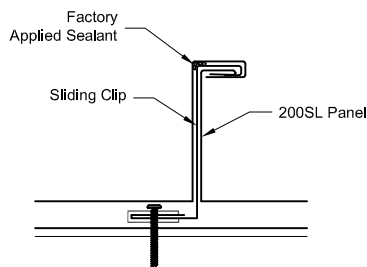
Smooth, Striated, Stiffener Ribs, Plank & Pencil

Manufacturing

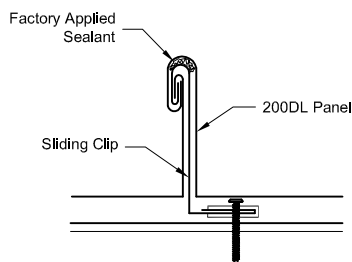
Factory or Jobsite Roll-formed
Curved on site

Testing / Agency Approvals

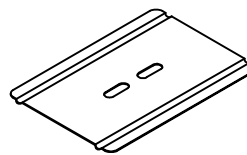
Uplift: UL 580, UL 1897, ASTM E-1592
Air & Water Infiltration: ASTM E-1680, ASTM E-1646
Impact Resistance: UL Class 4, Fire Rating: UL Class A
Texas Windstorm; Florida Building Code



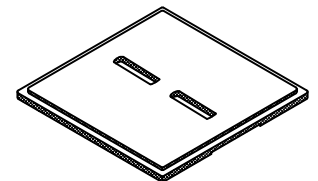
**SINGLE LOCKED SEAM
ENGAGEMENT**




**DOUBLE LOCKED SEAM
ENGAGEMENT**




BEARING PLATE
24 GA., 50 KSI Steel.



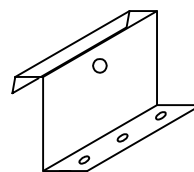
STACKABLE LEVELING SHIM
6" x 6" x 1/4" Thick



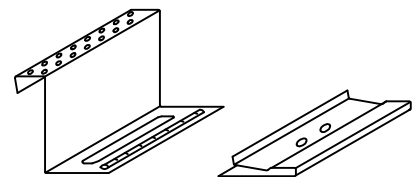
MECHANICAL SEAMER
Single and Double Lock available



HAND SEAMER
Single and Double Lock available

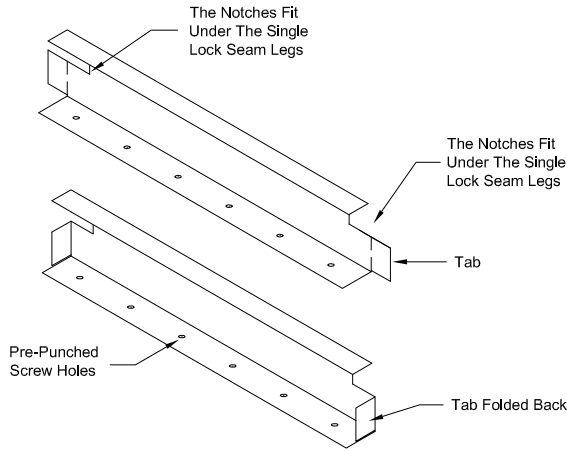


UTILITY CLIP
Standard 1/8" Offset
(3/8" and 1" offset available
for open framing applications)



**UTILITY CLIP
WITH SLIDER BASE**
Standard 1/8" Offset
(3/8" and 1" Offset available
for open framing applications)

JSM 200 Zee Closure w/ Tabs



Applications

Pre-Notched zee closure designed to fit tightly in between panel ribs. This new zee closure is notched on both sides to fit under a single lock seam and extends over the top of the adjoining seam to increase water tightness and make it easier to get the ridge cap on. Pre-punched fastener holes for easy installation. The Pre-Notched zee closure is designed for universal installation, no more need to order a right or left closure.

Substrates

Plywood, Nailers, Subgirts

Standard Gauge

24 ga.

Standard Material

Alum-Zinc coated steel

Optional Gauge

22 ga.

Finishes

Acrylic Coated Galvalume and Fluoropolymer (Kynar 500® PVDF resin-based)

Texture

Smooth

Manufacturing

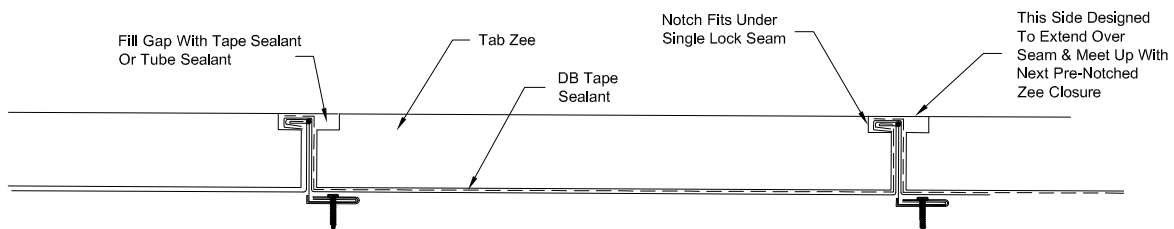
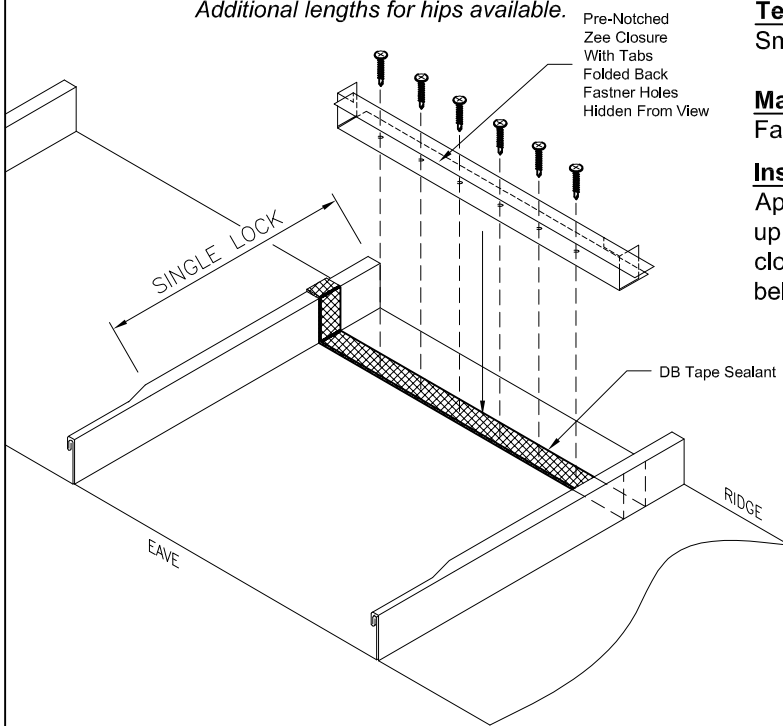
Factory

Installation:

Apply Double Bead tape sealant down male leg, across pan, and up and over top of female leg. Next, fold tabs back on zee closure and drop it in place. If required, start the double lock just below the zee closure. Fill gap with tape sealant or tube sealant.

CLOSURE WITH TABS

Optimum Widths- 16" and 18"
Additional lengths for hips available.



CLOSURE ENGAGEMENT